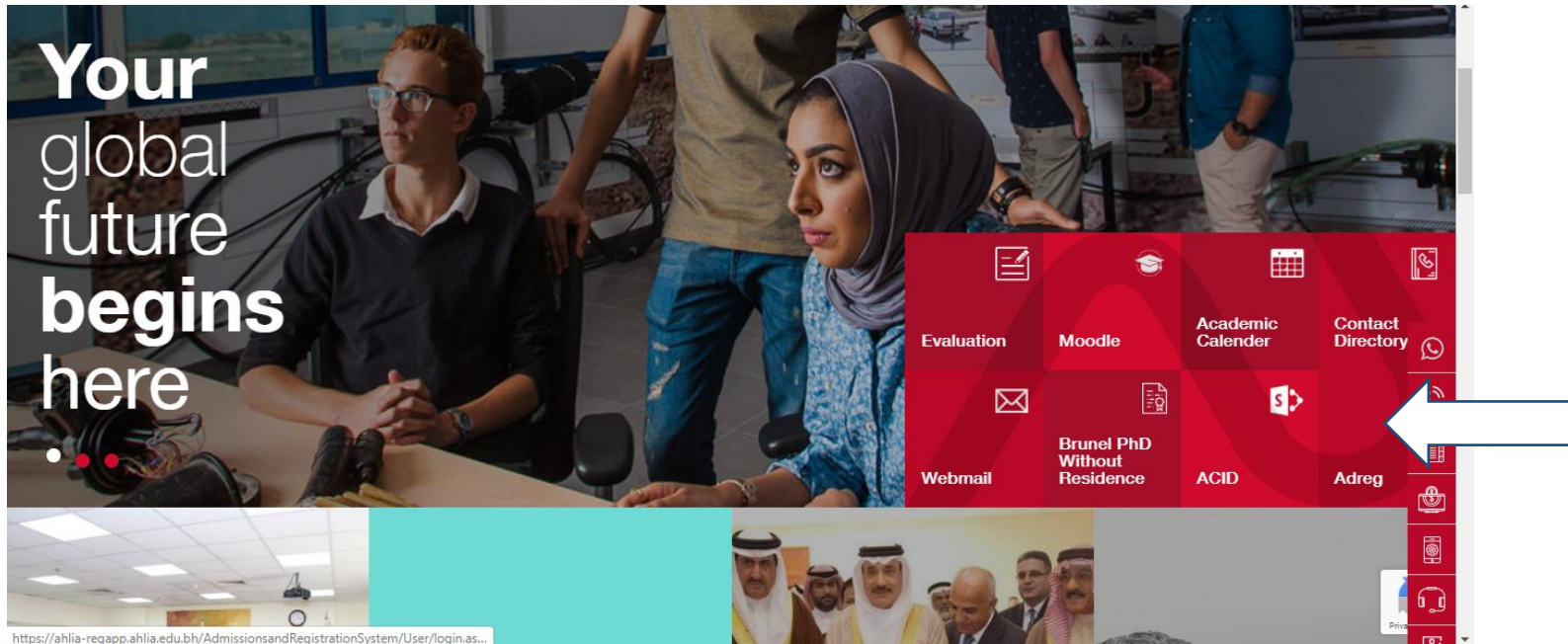


## Instructions to Request for Withdrawal from Semester through ADREG by Students

### Step 1:

Click on the ADREG link in the Ahlia Website.



The screenshot displays the Ahlia University website interface. On the left, a banner features the text "Your global future begins here" over a background image of students in a laboratory. A red navigation menu is overlaid on the right side of the page, containing the following links: Evaluation, Moodle, Academic Calender, Contact Directory, Webmail, Brunel PhD Without Residence, ACID, and Adreg. A white arrow points to the Adreg link. Below the navigation menu, there are several smaller images, including a group of men in traditional Arab attire. At the bottom left, a URL is visible: <https://ahlia-regapp.ahlia.edu.bh/AdmissionsandRegistrationSystem/User/login.as...>

**Instructions to Request for Withdrawal from Semester through  
ADREG by Students**



**Step 2:**

Enter the student username and password



# Ahlia University Admission & Registration System

Username

Password



Enter the code shown:

Login

Reset

Forget Password

## Instructions to Request for Withdrawal from Semester through ADREG by Students



### Step 3:

Click on 'Request for Withdrawal from Semester '

Emails

Exam Card

My Advisor

My Counsellor

My Courses with 'I' or 'IN'

Online Faculty Evaluation

Pre Registration

Ramadhan Timings (Second 2019/2020)

Request for (I) Grade

**Request for Withdrawal from Semester**

Registration

Registration Approval

Student Complaint

Transcript

Useful Documents

## Instructions to Request for Withdrawal from Semester through ADREG by Students

### Step 4:

The system will show Withdrawal Request Form, you have to fill it and click **Send Request**

### Withdrawal Request Form

[+ Show list of your withdrawal's history \(0\)](#)

Please read the following information carefully and fill (Withdrawal) forms below.  
In the event that a student withdraws for justifiable reasons after registration,

the following refund schedule will be applied for the first and second Semesters only


During the Add/Drop period	100% of tuition
During the two weeks following the Add/Drop period	50% of tuition


For the Summer Session the following refund schedule will be applied:

During the Add/Drop period	100% of tuition
During the first week after the Add/Drop period	50% of tuition

In all cases, all other fees, including the Registration fees, are not refundable under any circumstances.

select withdraw type: Temporary from semester or permanent from university:

 Choose your reason

 Write your remark

Attached files

Browse...

Description:

Browse...

Description:

Browse...

Description:

Send Request